



INSPIRATION  
PUBLIC SCHOOL



# Summer

holiday  
homework





# INSPIRATION PUBLIC SCHOOL

## HOLIDAY HOME WORK

CLASS-1

- **ENGLISH-** Do the holiday homework in worksheet.
- **EVS-** Make any 4 community helpers flash cards.  
Paste the photographs of your family members on Family Tree worksheet.
- **MATHS-** Do the holiday homework in worksheet.
- **HINDI-** 'उमंग' पृष्ठ संख्या 11-12 पढ़कर पशु-पक्षियों की भाषा लिखकर उनके चित्र चिपकाइये। (दिए कार्य को हिंदी नोटबुक (कॉपी) में करिये।)
- **COMPUTER SCIENCE-** Do the holiday homework in worksheet.
- **CONVERSATION-** Please prepare your ward according to the worksheet.
- **ART & CRAFT-** Do the holiday homework in worksheet.  
Do page no. 33,37,40,47 in drawing book.



## A little Child

Once upon a time, early in the morning when the sun was just climbing over the hills and all the clouds were rosy pink, a little child lay asleep in his pretty pink bed.



1) When is the story beginning?

- a) morning    b) afternoon    c) evening.

2) The character in this story is a

- a) teacher    b) doctor    c) a child

3) The child is \_\_\_\_\_.

- a) playing    b) sleeping    c) dancing

4) What is the color of the bed?

- a) pink    b) white    c) red

# Reading Comprehension

Read the short passage and answer the questions.

## Fluffy the Cat

Fluffy is a cat. She likes to play. Fluffy can jump very high.



- |                                   |   |
|-----------------------------------|---|
| 1. What kind of animal is Fluffy? | <input type="radio"/> dog<br><input type="radio"/> cat        |
| 2. What does she like to do?      | <input type="radio"/> play<br><input type="radio"/> jump      |
| 3. What can Fluffy do?            | <input type="radio"/> jump high<br><input type="radio"/> walk |



# Family Tree





Inspiration Sr. Sec. School  
Class-I  
Subject: Mathematics

Count the objects, write the numbers and find the sum.



+



=



+




=



+



=



+



=



+



=




+



=



+



=

Count, sum and circle the correct number .

$$\begin{array}{|c|} \hline \text{● ● ●} \\ \hline \end{array} + \begin{array}{|c|} \hline \text{● ●} \\ \hline \end{array} = \begin{array}{|c|} \hline 4 \ 5 \ 6 \\ \hline \end{array}$$

$$\begin{array}{|c|} \hline \text{● ● ●} \\ \hline \end{array} + \begin{array}{|c|} \hline \text{● ● ● ●} \\ \hline \end{array} = \begin{array}{|c|} \hline 7 \ 8 \ 9 \\ \hline \end{array}$$


$$\begin{array}{|c|} \hline \text{● ● ●} \\ \hline \end{array} + \begin{array}{|c|} \hline \text{● ● ●} \\ \text{● ●} \\ \hline \end{array} = \begin{array}{|c|} \hline 7 \ 8 \ 9 \\ \hline \end{array}$$

$$\begin{array}{|c|} \hline \text{● ● ● ●} \\ \hline \end{array} + \begin{array}{|c|} \hline \text{●} \\ \hline \end{array} = \begin{array}{|c|} \hline 5 \ 6 \ 7 \\ \hline \end{array}$$

$$\begin{array}{|c|} \hline \text{● ●} \\ \hline \end{array} + \begin{array}{|c|} \hline \text{● ● ● ●} \\ \hline \end{array} = \begin{array}{|c|} \hline 5 \ 6 \ 7 \\ \hline \end{array}$$

$$\begin{array}{|c|} \hline \text{● ● ●} \\ \text{● ●} \\ \hline \end{array} + \begin{array}{|c|} \hline \text{● ●} \\ \text{● ●} \\ \hline \end{array} = \begin{array}{|c|} \hline 7 \ 8 \ 9 \\ \hline \end{array}$$


# Subtraction



$$5 - 1 = \underline{\quad}$$



$$4 - 2 = \underline{\quad}$$



$$4 - 3 = \underline{\quad}$$



$$10 - 4 = \underline{\quad}$$



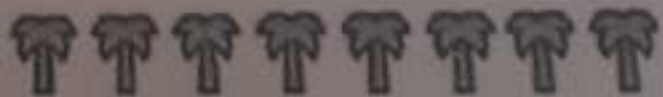
$$9 - 6 = \underline{\quad}$$



$$7 - 5 = \underline{\quad}$$



$$3 - 2 = \underline{\quad}$$



$$8 - 7 = \underline{\quad}$$



# Subtraction



$5 - 1 = \underline{\quad}$



$5 - 3 = \underline{\quad}$



$6 - 4 = \underline{\quad}$



$7 - 3 = \underline{\quad}$



$5 - 2 = \underline{\quad}$



$6 - 2 = \underline{\quad}$



$5 - 3 = \underline{\quad}$



# INSPIRATION PUBLIC SCHOOL

Class - I

Subject - Computer Science

Name: \_\_\_\_\_

1. Match the computer parts with their names.



A. Keyboard

B. Monitor

C. Printer

D. CPU

E. Mouse

F. Speakers

2. Circle the man - made things.

a



b



c



d



e



f



g



h



i



## CONVERSATION HOLIDAY HOMEWORK

Class: 1

### SHOW AND TELL

How we change over time

Bring 1-3 items (photos, toys, clothing etc.) in a bag to show how you have changed over time from baby to now.

#### Greetings:

Hello class!

Hello classmates!

Good morning everybody!

#### Introducing Myself:

I am \_\_\_ of class \_\_\_ and today I want to show you objects that have changed over time from baby to now.

#### Introducing my objects:

I want to show my.....

#### Justify why you like it

I like it because \_\_\_\_

**NOTE:** This will be witnessed during the show and tell session after the summer break. Dates will be shared after the school reopens.

# INSPIRATION PUBLIC SCHOOL

## Summer holiday homework

Paste the PISTA SHELLS on the tree and colour them -

